

# 3.4.4.1. Project Completion Analysis by Revenue

The **Project Completion Analysis by Revenue** report provides a detailed breakdown of project progress by comparing **estimated values** against **actual recognized quantities and amounts**. It highlights the degree of completion for each project task, expressed in both quantity and revenue terms.

## Structure

**Generate** - Executes the report based on the selected filters or parameters.

**Find** - Allows users to search within the report for specific text or values.

**Collapse/Expand Groups** - Shows or hides grouped sections of the Work Breakdown Structure (WBS).

**Print Button** - Opens a print preview or directly sends the report to a printer.

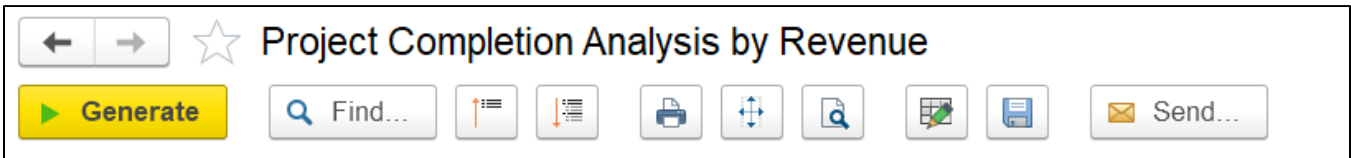
**Fit to Screen/Zoom Button** - Adjusts the report layout to fit the screen or zooms into specific sections.

**Search Button (Magnifying Glass)** - An alternate or advanced search tool for locating specific records or entries.

**Edit Mode Button** - Enables editing mode for the report.

**Save Disk** - Saves the report in different formats (e.g., Excel, PDF).

**Send** - Emails or forward the report to another user or contact.



## Report Fields

**Project**- Description of the project

**Code WBS, Project Task**- Project tasks broken down by Work Breakdown Structure (WBS)

**Item**- Column lists detailed components of each task

**Quantity (Opening, For Period, Closing, Estimated, Pending)** measures the **physical progress** of work.

1. **Opening Balance** - cumulative quantity completed up to the start of the period.
2. **For Period** - Quantity of work done in the current reporting period.
3. **Closing Balance** - cumulative quantity completed to date (Opening + For Period).
4. **Estimated** - planned quantity for the task.
5. **Pending** - remaining quantity to be executed (Estimated - Closing).

PROJECT COMPLETION ANALYSIS BY REVENUE							
Project	Code WBS	Project Task	Quantity				
			Opening Balance	Actual Quantity (For Period)	Closing Balance	Estimated	Pending
13.1		Shop Drawings & As Built Drawings		7.59	7.59	118.00	110.41
<b>JBT Test</b>							
1		ELECTRICAL		7.59	7.59	54.00	46.41
1.1		MEDIUM VOLTAGE CABLES		6.60	6.60	22.00	15.40
		Medium voltage Armored XLPE-insulated, copper conductors, multicore cables (15KV) from RMU to transformer		6.60	6.60	22.00	15.40
1.2		13.8KV TRANSFORMER				1.00	1.00
		Oil immersed sealed transforme TR, 1000KVA, 13.8KV-400/231V, 3PH, 60HZ				1.00	1.00
1.3		WIRE AND CABLE 600V AND BELOW				1.00	1.00
		Low voltage steel tape 4.5C-300 mm2				1.00	1.00
1.4		GROUNDING CABLES		0.99	0.99	6.00	5.01
		Copper grounding cable 1C-10 mm² PVC insulated				1.00	1.00
		Copper grounding cable 1C-16 mm² PVC insulated				1.00	1.00
		Copper grounding cable 1C-6 mm² PVC insulated		0.99	0.99	3.00	2.01
		Copper grounding cable 1C-70 mm² PVC insulated				1.00	1.00

**Amounts** reflect the **financial side** of progress.

1. **Opening Balance** - cumulative recognized amounts from prior periods.

2. **For Period** - value recorded in the current reporting period.
3. **Closing Balance** - cumulative recognized value (Opening Balance + Actual Amount (For Period)).
4. **Estimated** - planned value for the task.
5. **Pending** - balance not yet recognized (Estimated - Closing).

**Amount Completion %** shows how much of the work or revenue has been completed, expressed as a percentage.

**Formula-**

Amount Completion % = (Closing Balance ÷ Estimated Amount) × 100

**Example-**

Closing Balance = 11,282.30

Estimated Amount = 133,190.10

Calculation- (11,282.30 ÷ 133,190.10) × 100 = 8.47%

**Meaning of Values-**

- a. **Positive %** - Work progress has been made and recognized.
- b. **0%** - No progress has been recorded.
- c. **Negative %** - Reversals or corrections reduce recognized progress below zero.

PROJECT COMPLETION ANALYSIS BY REVENUE							
Project		Amounts					
Code WBS	Project Task	Opening Balance	Actual Amount (For Period)	Closing Balance	Estimated	Pending	Amount Completion, %
13.1	Shop Drawings & As Built Drawings						
JBT Test			11,282.30	11,282.30	133,190.10	121,907.80	8.47
1	ELECTRICAL		11,282.30	11,282.30	94,190.10	82,907.80	11.98
1.1	MEDIUM VOLTAGE CABLES		8,515.25	8,515.25	28,384.10	19,868.85	30.00
	Medium voltage Armored XLPE-insulated, copper conductors, multicore cables (15KV) from RMU to transformer		8,515.25	8,515.25	28,384.10	19,868.85	30.00
1.2	13.8KV TRANSFORMER				2,067.00	2,067.00	
	Oil immersed sealed transforme TR, 1000KVA, 13.8KV-400/231V, 3PH, 60HZ				2,067.00	2,067.00	
1.3	WIRE AND CABLE 600V AND BELOW				2,184.00	2,184.00	
	Low voltage steel tape 4.5C-300 mm2				2,184.00	2,184.00	
1.4	GROUNDING CABLES		2,767.05	2,767.05	13,728.00	10,960.95	20.16
	Copper grounding cable 1C-10 mm² PVC insulated				1,599.00	1,599.00	
	Copper grounding cable 1C-16 mm² PVC insulated				1,560.00	1,560.00	
	Copper grounding cable 1C-6 mm² PVC insulated		2,767.05	2,767.05	8,385.00	5,617.95	33.00
	Copper grounding cable 1C-70 mm² PVC insulated				2,184.00	2,184.00	

**Filter**

**Period-** Define the report's start and end dates; only data within this range will be included.


**Without templates-** Excludes entries that are based on templates.




**Show amounts-** When enabled, displays amount columns and details; otherwise, only quantity columns are shown.

**Entity-** Optionally select specific entities.

**Project** - Restricts the report to the selected projects.

**Item-** filter based on a specific item.



Quick Settings  More actions ▾



Period: // //  x  x 

✓ Parameters



- ✓ Without templates
- ✓ Show amounts

✓ Filters

Entity:   Pick

Project:   Pick

REPLACE FIRE FIGHTING PUMPS

Item:   Pick

> Group By:

> Selected Fields: